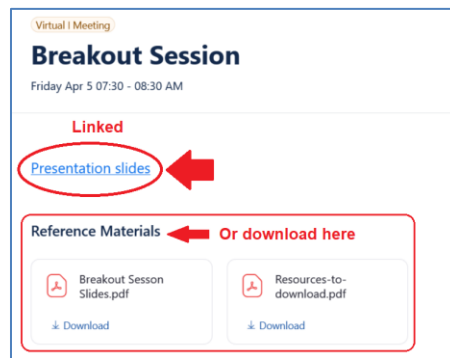


Accessing Presentation Slides

After [joining the conference](#), you can download presentation slides from several places, including on a session's page, in the Presentation Slides chat channel, and the Resources pane in a live Zoom session.

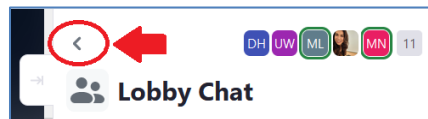
Individual Session's Page

The presentation slides, handouts, and additional resources will be either linked or found in the “**Reference Materials**” section on an individual session's page.

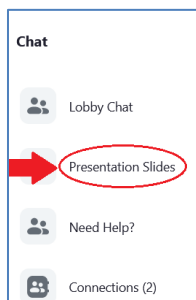


Presentation Slides Chat Channel

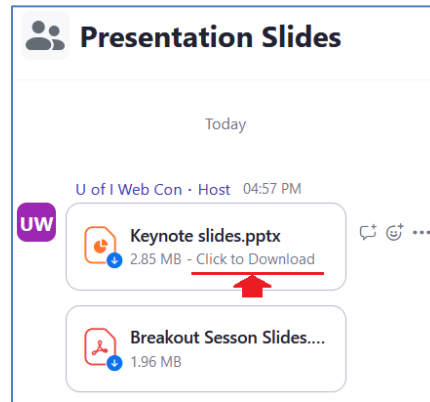
We have designated a chat channel for presentation slides and other resources. You can access it by clicking the left arrow at the top left-hand corner of the Lobby chat:



You'll see a list of chat channels, click the “**Presentation Slides**”:

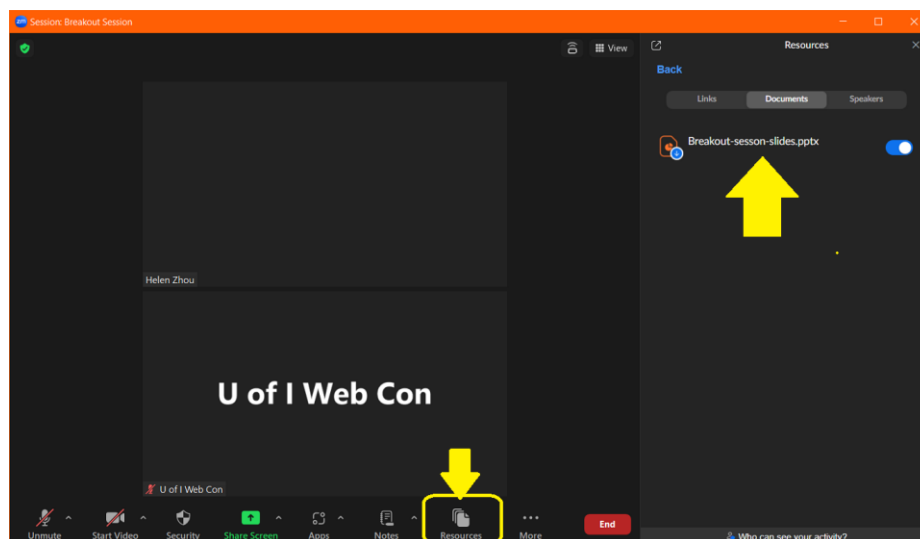


You'll find all presentation slides listed in chronological order. When you hover the mouse over a presentation file or tab to it, the **“Click to Download”** link appears, click or activate the link to download the slides.



Resources Pane in the Live Session

Upon joining a session via Zoom or your browser, you'll see a **“Resources”** icon at the bottom. Clicking it opens the **“Resources”** pane where you'll find links and downloadable materials for the session.



We hope you enjoy an engaging conference! Check out our other guides to learn how to navigate the conference platform, build your conference presence, and network with your fellow attendees!